

# Object Detection Method by using Yolov3 with Machine Learning



S. Muthamil Selvan , P. V. Sumanth , U. Surendra , Chakradhar.V

**Abstract-** Detecting the object is a vision technique of a computer for detecting or locating long distance or short distance objects and images. Object detection algorithm mainly works on the machine learning and the artificial intelligence algorithms. Present trending algorithm in detecting the object is deep learning algorithm, By using the deep learning algorithm we can get the accurate results of the object which is detected. it is mainly or widely used in the system vision tasks like video object co-segmentations, tracking movement of the ball in the ground, image annotating etc. Each and every object has its own features for example if you select the ball , Actually all the ball are in the round shape but in every game different type of balls are used ,object detection camera will detect the ball it will check the ball specifications with its data if any data was matched with its data base the system will display all the specifications of ball. By using the deep learning algorithm we introduced one new technique to detect object accurately the algorithm is named as the YOLO V3 we can detect the very small objects and the fastly moving objects easily. This yolo v3 will convert the image into N number of layers and it will work on the each and every minute spot on the image.

**Keywords :-**(Deeplearning,Yolov3,Artificial intelligence).

## I. INTRODUCTION

The object localization is one of the method to detect the objection. The image classification or image detection is one of the detection of object .the object classification includes the length and each and every part of the object is going to detect the object .The object classification is one the algorithm will give the output of an object and it also gives the coordination according to the output of an object .This is one of the very popular algorithm to detect the objects in the very perfect way of the image processing .For this we have to define we have to define the target variables to recognition of the object .

With this target variables the larger amount of data should be recognition in a single time .with this we save the lot of time by using these type of object localization techniques. We have mainly two types of detection .one is object recognition and the second is the object detection .These two types of objection is very essential to detect the object in a very efficient way.

These object detection is applied in many sceneries such as automated vehicle systems, activity recognition ,pedestrian , robotics ,automated CCTV,objection and so on.

we are detected two types of the detection of object in above along with these techniques there a lot of techniques to detect the object.These category recognition has the ability to detect the object from the background image .The category recognition has the clear predefined object from the category recognition.These type of technique has the ability even if the in the digital format it can going to detect the object in the image .These algorithm has the learning ,matching to the multiple other objects at the same time.

The most of the industries got data .The most of the industries get the data from the internet the data should be very helpful for the recognition of the data of the employees .This paper we are using yolo v3 the yolov3 is the you only look once .It is used to detect the images .First the data is to take the input It belongs to the machine learning and artificial intelligence . have specific algorithms to detect the face .One of the algorithms like viola jones faces detection algorithm is the latest algorithms today we are using to detect the faces.For this we have to collect the data form the internet the data should be save the data by using the big data .The big data is the it stores the large amount of data when ever we want the data we can retrieve the data .These algorithm is very useful to image recognition

## II. LITERATURE SURVEY

### A. Efficient clustering approach for adaptive unsupervised colour image segmentation

By using the novel initialization technique the image is segmented in a clustering base technique.Segmented image will convert image pixels into regions. It is totally an unsupervised learning approach.Based on bottom up red-green-blue. This process is used in the recoginazation Of the colour patterns. K-means clustering is used to solve the colour patterns. This processes is slightly depends on the big data.

### B. Image preprocessing for efficient traning of yolo deep learning networks.

Big data is used to train the artificial intelligence .

Manuscript received on February 10, 2020.

Revised Manuscript received on February 20, 2020.

Manuscript published on March 30, 2020.

\* Correspondence Author

**S. Muthamil Selvan\***, Department of Computer Science and Engineering, SRM Institute of Science and Technology, Chennai, India.

**P. V. Sumanth**, Department of Computer Science and Engineering, SRM Institute of Science and Technology, Chennai, India.

**U. Surendra**, Department of Computer Science and Engineering, SRM Institute of Science and Technology, Chennai, India.

**Chakradhar. V**, Department of Computer Science and Engineering, SRM Institute of Science and Technology, Chennai, India.

© The Authors. Published by Blue Eyes Intelligence Engineering and Sciences Publication (BEIESP). This is an [open access](https://creativecommons.org/licenses/by-nc-nd/4.0/) article under the CC BY-NC-ND license (<http://creativecommons.org/licenses/by-nc-nd/4.0/>)

That particular bigdata should posses millions of pictures to train the artificial intelligence the images should be collected from the internet and the web browser. Before entering the pictures into the bigdata we have to preprocess the picture by using the yolo deep learning. yolo object detection is superior to the all the object detection methods.

### C. Image regularizations based on the sparsity of corner points

Every corner point of the particular detected object is sparse by the image regularizations. This algorithm will convert the rough edges of the image into the smooth. After detecting the corners of the image the image is restored in the database. structure sensor is used to process the Image which is stored in the data base. By using the corner points of the image we can easily assume the whole structure of the image perfectly. Image regularizations will regulate the dark images into bright and it will detect the corners.

### D. Digital image processing in remote sensing

Remote sensing digital image processing is mainly used to detect the high definition object or imageprocessing. It is used to see the view of the earth from the satellite. Remote sensing application is used for the crop monitoring and so on. For each and every application it will create the different methodologies. Imagefusion, imagesegmentation, imagesegmentation, image classification are the steps in digital image processing it is also used to find the measurements of the objects on the earth by using the satellite.

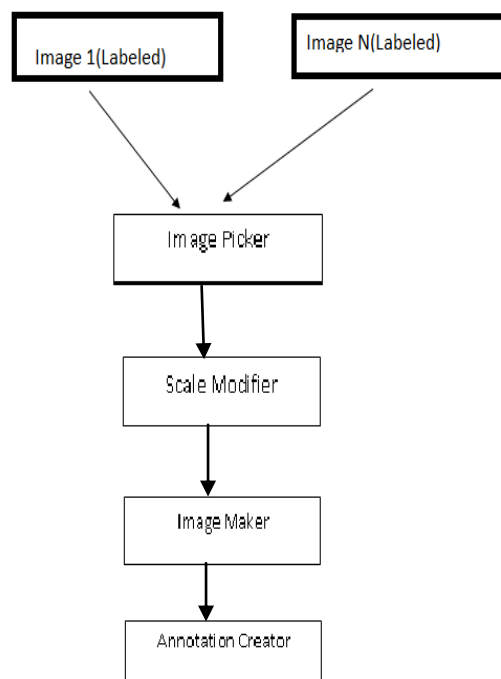
### E. Learning deconvolution network for object tracking

Detecting a human body specifications by using the body pose, part shape and motion will be helps the working state of the human by using the certain data we can predict the work done by the human by their body. Detecting the human body specifications by using the body pose, part shape and motion will be helps the working state of the human by using the certain data we can predict the work done by the human by their body pose and motion.

## III. ARCHITECTURE

The image is processed for yolo training and all the images are collected from crawler images and also objects are extracted from crawled images. it is relocated the new images. each crawled images has one or more objects to resize the images and the location is placed in different sizes. the image is done to these process.

The image picker is used to pick the image in random way were the labels are obtained. it is to get image from labels of 1-n and it is used as identifying and reducing the image and cropping the particular region of the image. Then scale modifier is used to cropping the image from image picker and it is resizing the image in particular size format and then cropping the image to recognise the image. Image maker is used to process has done in modifier and the images has background and sizes and one or more objects to placed in different or random locations.



**Fig 1. Archicture diagram for image detection.**

**Image picker:** Image picker is used to pick the image in random manner were the labels are created. the image picker is get the image from image labels were 1-n image labels are created. the image is labeled with different names i.e, classes of a-z. it will used as identifying the image then, it crops the annotated region.

**Scale modifier:** The scale modifier is used to which the image is cropped from image picker then it is used to modify the image through scaling process it is resize the image in particular size format. it will reduce size format because image picker there is full size images i.e, single images. we can crop the images to recognise.

**Image maker:** Image maker is used to which the process has done in modifier. These images has same background and sizes and in one image has one or more objects to placed in different locations.

**Annotation creator:** This annotation creator is used to annotates the size and position of the new image which is done in above 3 steps and it is also used to relocation process which is used as resizing the image.

## IV. PROPOSED ALGORITHM

The Viola-Jones Algorithm is used to detect the face detection .The main property of the is to collect data but they have the training sets is slow and the detection of the image is very fast by using this algorithm .We can also detect the multiple objects at the same time .By using the below formula we can detect the objects very fast and it is very useful for us.

$$H(y, x) = \sum_{p=0}^y \sum_{q=0}^x Y(p, q)$$

For this algorithm basically we have the three steps to the image recognition.

1. In the step one we have to get the minimum size of the image.

2. In the step two the vertical and horizontal size of the same image in the step one

3. If it have the minimum size it stops to detect the image and stops the process and then repeat the step two again

Now we can see the algorithm of the viola jones face detection algorithm.

For example this algorithm shows the integral images there should be the four members should be calculated by adding the four members. This algorithm has to detect the face very accurate then the other algorithms contained in the face detection by following fig shows the Haar features of this algorithm.

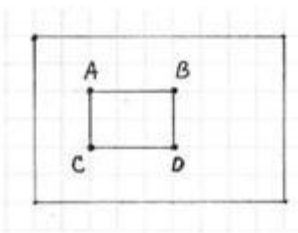


Fig2. Image area integration using integral image

Each face detection recognition should contain the n filters. This filters should contain the cascade connection filters. This n filters should be looks like a rectangle each and every filter should like a rectangle contains the windows. The each filter is used for the face detection. This each filter should used to detect the face. If the first filter is failed to detect the we have the n number of filters. If any of the filter is definitely is to detect the face.




Fig.3 rectangle specifications displaying relative to the enclosing detection boxes.

V. EXPERIMENTAL RESULTS




Fig.4 output image of the horse and hen

These two pictures shows the detection of the image. If the first image shows the 80 percent accuracy an the second image shows the 90 percent accuracy of object in the image. Their should be some exact values to determine whether the object how much accuracy the image is. If the first image should be 80 percent accuracy the details in the first image had missing that's why the first image showing the less accuracy then the second image. In the second image their should not be missing any details in the image. The tabular values shows the how much the images are accuracy. The RCNN, Faster RCNN and the easy net models are the set of algorithms. These algorithms have to detect the image has the total accuracy of the image.

Table.1 RCNN values for faster and slower model.

RCNN	66.1	6	1
FASTER RCNN	73.2	7	1
EASYNET MODEL	69.4	45	1

VI. CONCLUSION

In view of whole process, the YOLO V3 to improve the detection process. it shows the normal accuracy level is 98%. Object detection applications such as traffic signals, logo detection etc. They need models to be occur very fast. But YOLO V3 should be very small. This is the best model to choose the type of application is speed because the process is too-large. This will work in fast and easily. some other application like security. it requires accuracy model should be high. This has good accuracy with more speed a YOLO V3 is a good object detection model.

VII. REFERENCES

1. M. E. Hussein, M. Torki, M. A. Gowayyed, and M. El-Saban, "Human action recognition using a temporal hierarchy of covariance descriptors on 3D joint locations," in Proc. IJCAI, vol. 13, 2013, pp. 2466\_2472
2. L. Xia, C.-C. Chen, and J. K. Aggarwal, "View invariant human action recognition using histograms of 3D joints," in Proc. IEEE Comput. Soc. Conf. Comput. Vis. Pattern Recognit. Workshops (CVPRW), Jun. 2012, pp. 20\_27.
3. R. Vemulapalli, F. Arrate, and R. Chellappa, "Human action recognition by representing 3D skeletons as points in a lie group," in Proc. IEEE Conf. Comput. Vis. Pattern Recognit., Jun. 2014, pp. 588\_595.

4. S. Fothergill, H. Mentis, P. Kohli, and S. Nowozin, "Instructing people for training gestural interactive systems," in Proc. SIGCHI Conf. Hum.Factors Comput. Syst., 2012, pp. 1737\_1746.
5. Y. LeCun and Y. Bengio, "Convolutional networks for images, speech, and time-series," in The Handbook of Brain Theory and Neural Networks, M. A. Arbib, Ed. Cambridge, MA, USA: MIT Press, 1998.
6. V. Kovalev, A. Kalinovsky, and S. Kovalev, "Deep learning with theano, torch, caffe, TensorFlow, and Deeplearning4J: Which one is the best in speed and accuracy?" in Proc. Int. Conf. Pattern Recognit. Inf. Process. Minsk, Belarus: Belarusian State Univ., Oct. 2016, pp. 99\_103.

## AUTHORS PROFILE



**s.muthamilselvan**, Address:srmist  
,ramapuram,Chennai,tamilnadu



**Puvada venkata sumanth**,Address:iskapalli,allur  
mandal,Nellore dist,AP. SRM institute of science  
and technology,ramapuram,Chennai,tamilnadu  
Branch:Btech/cse REGNO:RA1711003020731



**Vankadhara chakrahar**  
Address:chagalamari,Kurnool,A.P  
SRM instute of science and  
technology,ramapuram ,Chennai  
Branch:B.tech/cse REGNO:RA1711003020777



**UDAYAGIRI SURENDRA**  
Address:nandivargam,Kurnool,A.P  
SRM instute of science and  
technology,ramapuram,Chennai  
Branch:B.tech/cse REGNO:RA1711003020718